

AVERY COUNTY-FRANK VFD PUMPER

TID NO. 13015



BODY

- Bolted Painted Stainless Steel Body
- Painted Stainless Steel Swing Out Doors
- Above Compartment Ladder Storage
- Above Compartment Hard Suction Storage
- Storage for 6 SCBA Bottles in Wheel Wells
- Rear Mounted Tow Hooks
- Rear Mounted Ladder for Easy Hosebed Access
- Toyne Custom Under Step Storage
- Toyne Custom Slide-Out Trays
- Slide Out Floor Dry Compartment
- Wheel Chock Storage in Wheel Well
- In-Compartment Mounted SCBA Brackets

CHASSIS

- Freightliner M2 112 2 Door
- Cummins ISL9 400 Engine
- 3000 EVS Transmission
- Back Up Camera
- Custom Lettering and Striping

TANK

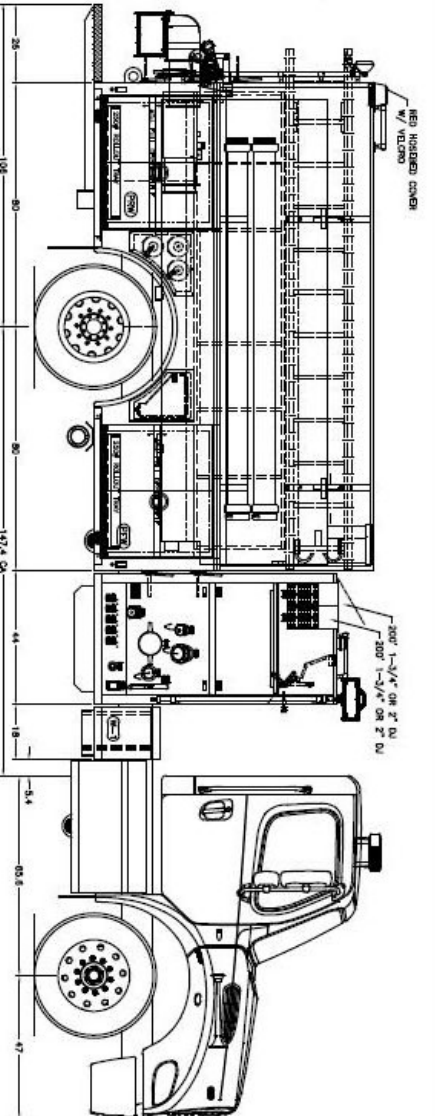
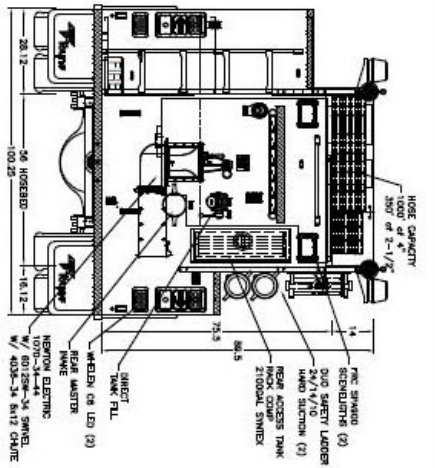
- UPF 1250 Gallon Tank
- ICI SL Plus Tank Gauge
- Syntex 2100 Gallon Portable Tank
- Rear Slide-In Porta-Tank Storage
- Rear 2.5" Direct Tank Fill
- Rear Master Intake
- Rear Manual Swivel Dump Chute with Electric Valve

PUMP

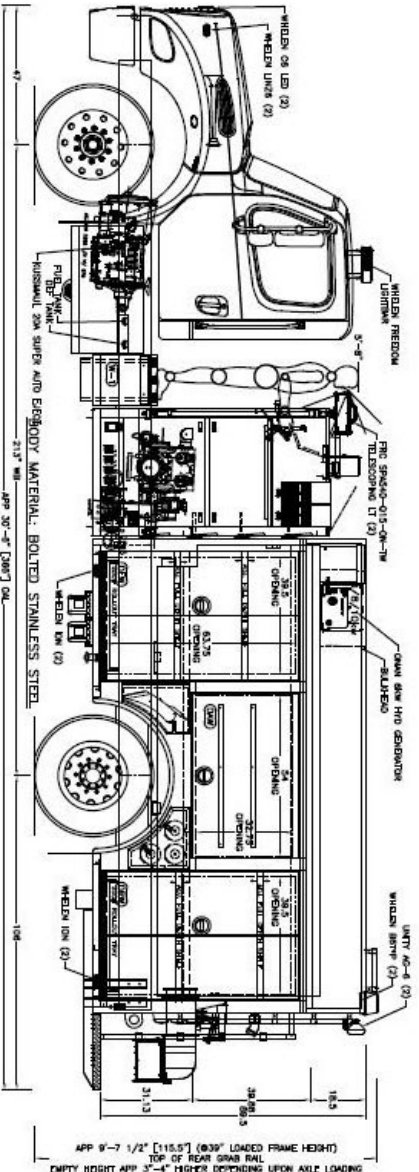
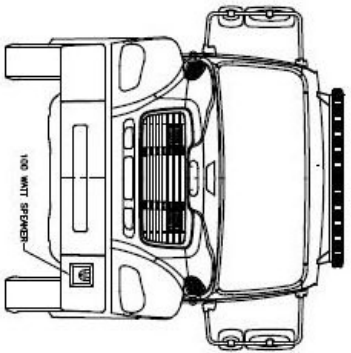
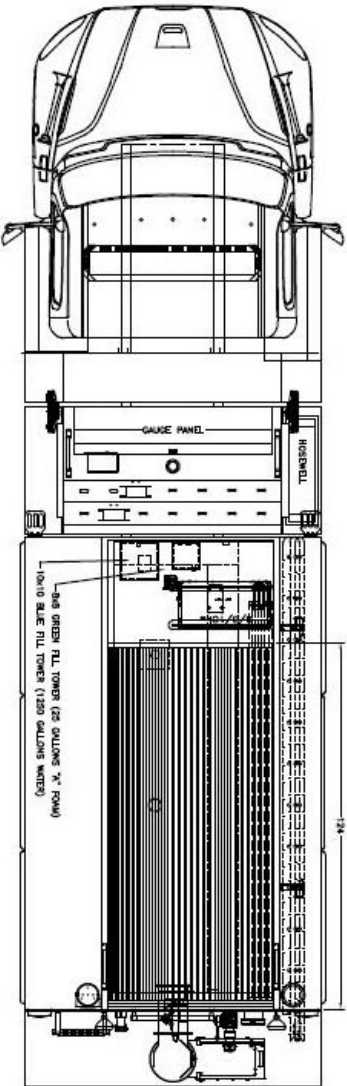
- Hale Qmax XS 1500 GPM Pump
- Fire Research Pump Boss Pressure Governor
- Foam Pro 1600 Class A Foam System with 25 Gal. Foam Cell
- Left side: (2) 2.5" Discharges
2.5" Intake
Master Intake
- Right side: 2.5" Discharge
3" Discharge
2.5" Intake
Master Intake
1.75" Discharge with In-Step Hosebed
- (2) 1.75" Crosslays
- Rear 2.5" Discharge
- Pre-Piped for Monitor

ELECTRICAL

- FRC LED 900-Q65 Scene Lights
- Whelen Warning Lighting
- Fire Research Telescoping Lights
- Whelen LED Arrowstick
- Onan 6000 Watt Hydraulic Generator
- ILI LED Strip Compartment Lighting



COMP.	HEIGHT	WIDTH	USABLE HEIGHT	SWING
	INCHES	INCHES	INCHES	FEET
OVERALL	87.1	47.8	28	48.36
DRIVE	87.1	47.8	28	48.36
DRIVE	87.1	47.8	28	48.36
FRONT	56.62	47.88	14	28
REAR	56.62	44.00	14	28
HORIZONTAL	15	7.5	7.5	21.67
REAR XRAY	15	7.5	7.5	21.67
REAR XRAY	15	7.5	7.5	21.67
REAR XRAY	15	7.5	7.5	21.67



APP W-7 1/2" [15.5"] (830" LOADED FRAME HEIGHT)
 TOP OF REAR GRAB RAIL
 EMPTY HEIGHT APP 3"-4" HIGHER DEPENDING UPON AXLE LOADING

NOTE:
 DIMENSIONS SHOWN ARE APPROXIMATE AND ARE SUBJECT TO MINOR CHANGE AS MAY BE FOUND NECESSARY DURING CONSTRUCTION. IF DISCREPANCIES EXIST BETWEEN THIS DRAWING AND THE WRITTEN SPECIFICATIONS PROVIDED BY TOWNE, THE WRITTEN SPECIFICATIONS SHALL PREVAIL.

ORIGINAL DRAWING	7/SEPT/19	CHASSIS:	FREIGHTLINER M2 112 2 DOOR 4X2	SCALE:	1/66	SHEET:	A
REV. A	23/JUL/20	WB-CA-4F:	21'3"-147'4"-79" D17	CITY:	AVERY		
ISR	02/DEC/20	BODY MTL:	BOLTED STAINLESS STEEL	STATE:	--		
REVIEW	28/FEB/21	PUMP:	HALE OMAX XS 1500	DUR:	MEL		
AS BUILT BEG	21/JUL/21	TANK:	1250/25 UPE POLY-TANK III	CAD:	GROSSMAN		
		FOAM SYSTEM:	FOAM PRO 1600 "A"	DATE:	27 SEPT 2019		
		GENERATOR:	ONAN 6KW HYDRAULIC	FILE:	AVERYCORFRANK19-A		

AVERY CO / FRANK VFD
 CUSTOM PUMPER

BREDA, IA 51436
 800-648-3358
 WWW.TOWNE.COM